

Don't

Leave

Withou



TWO PROJECT
RISK REGISTERS
ILLUSTRATE HOW
PLANNING FOR
PROJECT RISKS
TODAY CAN
PREVENT PROJECT
DISASTERS
TOMORROW.

BY MATT ALDERTON

Home

The Twitter logo, a white lowercase 't' on a blue square background.

The letters 'It' in a white, bold, sans-serif font on a red square background.



WHEN IT COMES TO PROJECTS, the words of management guru Peter Drucker hold true: “If you can’t measure it, you can’t manage it.” But when it comes to specific risks on those projects, if it can’t be identified, it can’t be mitigated.

That’s why the risk register just may be the handiest tool in the project manager’s toolkit.

Yet a 2011 study by risk management services provider Aon found that organizations still rely on senior management intuition and experience (43 percent) over risk registers or risk indicator worksheets (21 percent) to identify and assess major risks.

André Guyer, head of global transformation for Zurich Insurance Company Ltd. in Zurich, Switzerland, maintains that risk registers are important tools on which all projects should be built. “In a way, risk management *is* project management,” he says. “As a starting point, it helps to do a formal risk assessment and document it in a risk register.”

By anticipating risks—including opportunities—and working to either prevent them or capitalize on them ahead of time, project teams can increase the chances of positive project outcomes. “The benefit is that the probability of successfully completing the project is higher,” Mr. Guyer says.

Just what risks to include and how to present them in the risk register are another matter. While the typical register includes risk identification, probability, severity and mitigation, elements can vary widely across organizations.

Consider how two organizations used their registers to turn risk into reward.

SCENARIO DESCRIPTION

#	Section	Consequence	Vulnerability	Trigger
5	Information Technology	Cost	Service deterioration due to ongoing project (loss of knowledge, technical issues etc.)	System availability not up to expected level
6	Project Organization and Business Case	Benefits	Project does not deliver expected strategic results	Delays beyond control force a project stop
7	Project Organization and Business Case	Benefits	Business benefits are perceived as not realistic by major stakeholders	Resistance during project submission process
8	Project Organization and Business Case	Benefits	GREW is the first globally integrated, online business transaction system	Unexpected issues due to interference with local business processes and IT infrastructure
9	Project Organization and Business Case	Cost	Fixed scope, resources and timeline	Milestones are not achieved A
10	Project Organization and Business Case	Time	Changes to business requirements	Unexpected requirements are identified
11	Project Organization and Business Case	Cost	Suppliers fail to deliver	Serious delays or quality defects
12	Time to Deliver	Time	Timeline	Planned production start delayed B

CASE STUDY #1

Company: Zurich Insurance Company

Location: Zurich, Switzerland




Project: Design and implement a global risk engineering workstation that standardizes risk grading methodology and aggregates risk insights across industries and geographies.

Dates: 2009–2012

The Zurich Insurance Company’s risk engineering group consists of more than 800 risk engineers consulting in 25 different industries in 39 countries, and although they have the same job—helping customers identify, assess and minimize risks to property, liability, employee safety and other areas—those risk engineers used disparate local systems to do it. So in 2009, the group launched its global risk engineering workstation (GREW) project to replace disparate systems with a single networked solution. The new solution would allow Zurich to accumulate global risk engineering data and establish risk information globally, which can be used for risk benchmarks across geographies and industries, or for other risk insights.

“There are hundreds of thousands of customer touch points when our risk engineers go on site, so the idea of collecting this into a central database is a very powerful thing,” says Mr. Guyer. “By doing this, we can help our customers reduce their overall loss costs—financial and reputational—and also reduce our losses as an insurance company.”

This large-scale project needed a 360-degree view of potential risks.

				IMPROVEMENT ACTION	
Consequence	Risk Cat level 1	Risk Cat level 2	Risk Cat level 3	Actions	Progress report
Delay in development, deployment and rollout 	Operational Risk	External Risk	Sourcing/ Third Party Provider and Brokers	Develop backup plan (i.e. rollback to existing platforms)	Backup plans developed
Write-off of all investments, benefits cannot be realized, unplanned cost for rollback (upgrade of legacy systems)	Business and strategic risk	Strategic development		Assign project to a highly experienced program director and team	Highly experienced team assigned to program
Project not approved	Business and strategic risk	Strategic development		Quantify and clarify business benefits and discuss with key stakeholders 	Measurable set of KPIs developed and agreed with stakeholders
Delay and additional costs	Business and strategic risk	Strategic development		Conduct global impact analysis and minimize IT infrastructure footprint (browser-based application)	Impact analysis completed; solution design based on browser-only technology
Delay, additional cost or project stop	Business and strategic risk	Strategic development		Introduce time-box approach and adjust resources where possible	Release planning completed, weekly stakeholder meetings and change management process for requirements prioritization established
Replanning required	Business and strategic risk	Strategic development		Establish change management process Implement QA process	Regular 'Application Owners' and 'Global Change Network' groups established
Overall project delay, increased cost	Business and strategic risk	Strategic development		Implement QA process	Code inspections and walk-throughs completed 
Missed year-end window: 6-12 months delay	Business and strategic risk	Strategic development		Apply timeboxed approach, use standard software, minimize additional functions ("80/20 rule")	Tight change management process established

*Note: Risk register and risk map are re-creations based on the actual GREW project. Only a sampling of risks is included.

As part of Zurich's custom "Risk Checker" tool, project teams answer 261 questions in 12 areas, ranging from "project organization and business case" and "time to deliver" to "legal and regulatory" and "information technology." They then figure out how to address the risks, including mitigating, accepting, avoiding or exploiting. This questionnaire ultimately results in a high-level summary of the perceived risk in each of the relevant areas, as well as a detailed breakdown of specific risks and mitigation actions. It's based on the same risk analysis methodology that risk engineering has been utilizing for years with customers.

A The constraint of having limited time, finite resources and fixed scope heightened the probability that milestones might not be achieved and increased the severity of the consequences. "If the first milestone was not achieved, then everything else would get delayed," Mr. Guyer says. "So we introduced a timeboxed approach. We said, 'We'll keep the timeline, but if necessary, we'll make some compromises with scope.'"

B The project timeline was rigid because the new system could only be rolled out at the end of a calendar year; starting the project late could force a 12-month delay. "We couldn't just switch the timeline by a month or two, so we decided to use standard software rather than develop the whole thing from scratch," Mr. Guyer says. "We found something that covered 80 percent of our functionality and had the other 20 percent developed."

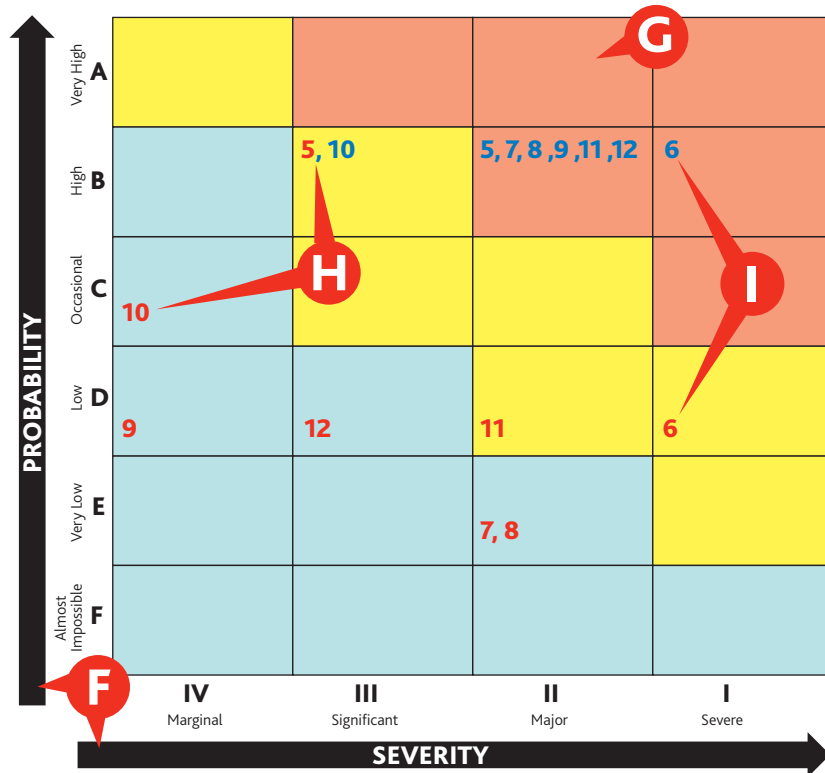
C Just before its scheduled rollout in 2010, the GREW project was interrupted by an unrelated problem that impacted the availability of Zurich's central data center. As a result, rollout was delayed by 12 months. Still, the impact was moderate, as the project team had a backup plan that allowed operations to continue on existing legacy systems during the interim. "If we had not anticipated possible infrastructure issues in our planning, the consequences on business operations would have been severe," Mr. Guyer says.

D Because GREW would be Zurich's first globally integrated online business transaction system, the risk of the unknown was apparent. The solution: maintain control over as many project variables as possible. The team conducted in-depth research with field representatives to anticipate potential problems and selected an existing web-based solution that minimized the need for application development.

E Suppliers also represented a significant risk. "One of the reasons to have suppliers in the first place is so you don't have to manage everything yourself," Mr. Guyer says. "On the other hand, you want to make sure what you get is of required quality." So the project team implemented a thorough quality-assurance process, including a variety of code inspections, to ensure visibility of the suppliers' work.

Key: (Numbers refer to projects in the previous page)

Current Risk Target Risk



"THERE ARE HUNDREDS OF THOUSANDS OF CUSTOMER TOUCH POINTS WHEN OUR RISK ENGINEERS GO ON SITE, SO THE IDEA OF COLLECTING THIS INTO A CENTRAL DATABASE IS A VERY POWERFUL THING."

—André Guyer, Zurich Insurance Company Ltd., Zurich, Switzerland

RISK MAP

At Zurich, a companion document to the risk register is the risk map, which offers a visual representation of project risks.

- F** Zurich project teams look at risk severity (from "marginal" to "severe") and probability (from "almost impossible" to "very high"). "As a company, we are prepared to accept a risk with a very high probability as long as the severity is only marginal (yellow), but would reject the same risk with high severity (red)," Mr. Guyer says.
- G** Project teams cannot accept red risks. "Whenever you have a risk that's in the red area, you need to do a mitigation action to move it to at least the yellow area and possibly to the green area," Mr. Guyer says.
- H** Changes in business requirements are common and can have dramatic implications for projects—hence the red. To reduce their impact and move them into the yellow, Zurich established a tightly controlled change-management process to manage stakeholder expectations.
- I** One of the worst things that can happen to a project is failure to deliver expected outcomes. "Here, the improvement action is making sure we have the right key people on the team," Mr. Guyer says. "This is probably the most critical success factor, and you have to do this at the very beginning of the project. If you do, it really reduces the risk of failure—in this case reducing it from high to low."

	CATEGORY	ACTION	LEVEL	RISK RESPONSE
K	Security	Delays due to security Issues	Medium	The project is on an existing Afghan National Army (ANA) base. Contractor access must be coordinated with the local ANA commander. Every worker and vehicle must be on a list provided to the gate/ECP. Unexpected arrival of materials and/or personnel are often delayed or denied access.
L	Location	Delays due to proximity to airport	Medium	Due to the proximity of this project to the airport, road closures due to VIPs traveling to or from the terminal often delay traffic, which affects both personnel and material arriving on site.
	Time	Delays due to weather and holidays	Low	Start date of construction will be defined by the time of year. When bad weather begins, project manager will communicate with the customer on any delays and/or restart dates.
M	Cost	Delays due to theft	Low	Contractor's ability to secure materials on an existing military base.
	Real Estate	Land ownership	Low	License for construction issued 29 June 2011.
	Civil Engineering	Soil concerns, drainage or erosion problems	Low	The site is basically flat with no known soil issues.
	Electrical	Electrocution	Low	All equipment used needs to be inspected. Don't store equipment next to water. The North Resident Office will provide daily project oversight to ensure the contractor's safety program is actively working.
	Change Management	Pre-award	Low	Project manager to coordinate closely with customer and contacting to meet pre-award schedule.
N	Materials	Delays due to shipping Issues	Low	Project manager works closely with the customer to ensure that external transportation issues are addressed and that the customer is kept informed of delays. The North Resident Office will follow closely the shipment activities of the contractor to ensure long-lead items are ordered and delivered in an expeditious manner.

CASE STUDY #2

Organization: U.S. Army Corps of Engineers, Kabul Area Office

Location: Kabul, Afghanistan

Project: Upgrade existing buildings, design a new dining facility and build a new motor pool for an Afghan military base.

Dates: 2012–2014

In January 2012, the Kabul Area Office (KAO) of the U.S. Army Corps of Engineers broke ground on a construction project on the Afghan National Army military base in Kabul, Afghanistan. The project, slated for completion in 2014, consists of various upgrades to existing buildings; design, construction and site adaptation for a new motor pool, including parking, fencing and related buildings; and completion of a new mess hall. In other words: a typical project in a very atypical place.

"In a non-combat area, the major concerns are to complete projects accurately with properly identified requirements and scope, on time and on budget," says Lt. Col. Richard Smith, PMP, officer in charge at the KAO. "In a combat area, additional concerns that impact project completion are the diverse stakeholders, project location and access, and security."

Given that, the project's obstacles aren't just about time, scope and cost; safety is a paramount concern, which makes addressing how to handle risks—from mitigation to acceptance—especially important.

KAO built its risk register based on lessons learned from past projects. For example, during the construction of a U.S. military compound completed in 2011, KAO was required to install split air conditioners—units with components both inside and outside the building—for the offices and billets. The split packs



"A RISK REGISTER SHOULD BE REVIEWED WEEKLY OR MONTHLY TO ASSESS NEW CONCERNS OR REMOVE ITEMS THAT ARE NO LONGER A CONCERN."

—Lt. Col. Richard Smith, PMP, U.S. Army Corps of Engineers

were held in transit, however, because of the closure at the border with Pakistan. A workaround had to be found to install temporary split packs. Lt. Col. Smith says KAO learned its lesson: "Currently, all projects have a medium risk associated with materials due to delays at the border."

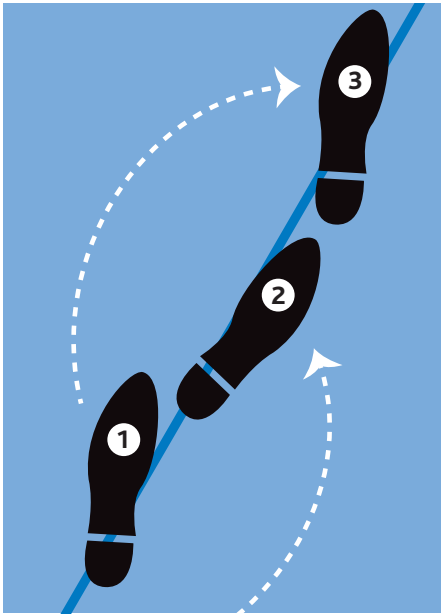
J KAO classifies risks as "low," "medium" or "high." Whereas many project locations in Kabul would have necessitated high risks, "overall, the risk assessment for this project was low due to its location on an existing Afghan National Army (ANA) base and the high amount of security surrounding the airport," says Lt. Col. Smith.

K For typical off-base projects, security and site access are dire concerns. "When we visit projects, we wear all of our personal protective equipment, including battle armor and weapons," Lt. Col. Smith explains. On an inspection trip to the ANA military base, a large force of more than 15 armed personnel arrived, and the base commander became upset over the excessiveness. So an alternative security mitigation route was chosen: Access must be coordinated with the local commander, and every worker and vehicle must be on a list.

L The project's proximity to Kabul International Airport creates significant risk for delays. Security is provided by the ANA and Afghan National Police, who occasionally delay shipments into the site for three to four hours. "The airport is often closed when senior Afghan personnel are moving in or out," Lt. Col. Smith says. "This becomes critical if the contractor is trying to deliver concrete."

M KAO emphasized the importance of securing construction materials because of the risk it poses to the project's budget. "Theft is an important consideration for all projects," Lt. Col. Smith says. "The contractors can usually secure their equipment and materials inside their compound, reducing the risk to low."

N A risk register isn't a static document, Lt. Col. Smith says. "It should be reviewed weekly or monthly to assess new concerns or remove items that are no longer a concern," he says. For example, the risk that long-lead items will not arrive on time is removed once they are on site. "KAO evaluates risks associated with security daily, safety weekly and long-lead items monthly," Lt. Col. Smith adds. **PM**



3 Tips for Registering Risks

As useful as risk registers can be, simply having one doesn't guarantee project success. "If it's garbage you put in, it will be garbage you get out," says André Guyer, Zurich Insurance Company Ltd., Zurich, Switzerland.

To make sure a risk register offers value, he offers a few risk planning tips:

1 Start early: "The ability to manage and mitigate project risk is easiest in the beginning of a project. Once a path has been set and project choices made, the resulting cascading impacts can make changes increasingly difficult and expensive to make."

2 Engage diverse stakeholders: "You have to include people with different backgrounds—legal, sales, IT, regulatory, human resources, finance—who bring completely different perspectives to risk assessment and identification."

3 Regularly revisit and re-evaluate: "A risk register isn't a snapshot that's taken once at the beginning of the project for administrative reasons. The risks must be managed dynamically on a continual basis, because risks can change from one week to the next."

"IN A WAY, RISK MANAGEMENT IS PROJECT MANAGEMENT. AS A STARTING POINT, IT HELPS TO DO A FORMAL RISK ASSESSMENT AND DOCUMENT IT IN A RISK REGISTER."

—André Guyer, Zurich Insurance Company Ltd., Zurich, Switzerland



Seeing your project through
rose colored glasses?

Let's Get Real

Deterministic schedules are usually optimistic. **Full Monte™** is a cost and schedule risk analysis add-in for Microsoft® Project (2007 and higher) that graphically displays the probability that your projects will complete on schedule and within budget. Full Monte utilizes Monte Carlo risk analysis to produce realistic estimates of all calculated dates, slacks and costs. Full Monte also performs a sensitivity analysis pinpointing tasks likely to affect project completion and tornado charts display the results. Protect your projects, your plans, and most importantly your reputation.

"I've actually tested three different Monte Carlo schedule risk analysis products and Full Monte is the only one that has been able to successfully perform the analysis on the Microsoft Project test schedule." — Sandra Schensky, Harris Corporation

Schedule Inspector (Schedule validation software) included free for a limited time only

Go to barbecana.com for a

30 day trial

FREE



BARBECANA
Superior schedule risk analysis

713-595-6688 • info@barbecana.com